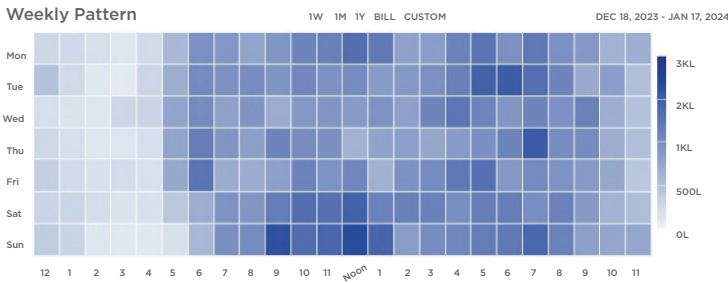
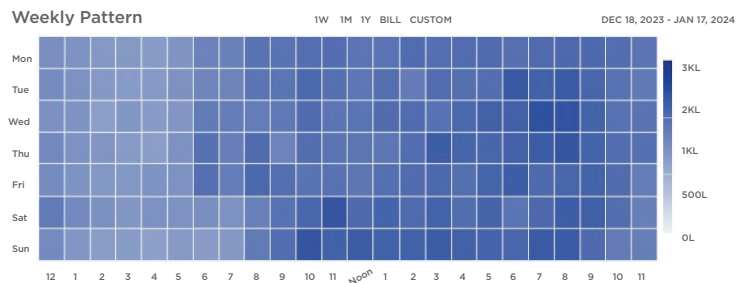


ARE YOUR WATER BILLS GOING UP AND YOU DON'T KNOW WHY?

TRACK YOUR WATER USAGE PATTERNS AND MONITOR YOUR SAVING IN REAL TIME



Above is an example of a typical usage pattern which demonstrates much lower usage in the overnight hours.



Above is an example of atypical usage showing a lot of water is being wasted in the overnight hours, which is typically from toilets.

60 day

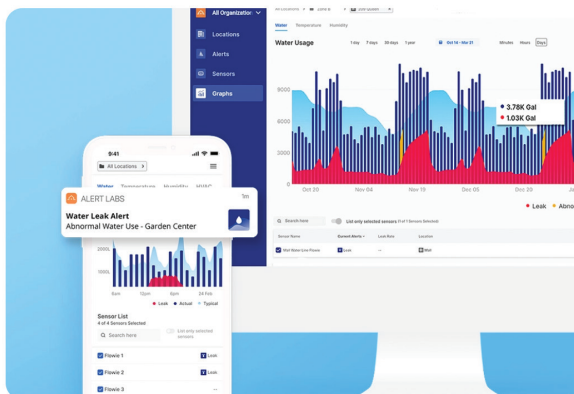
WATER MONITORING PROGRAM

FREE FOR MULTI RESIDENTIAL RENTAL PROPERTIES

**CONDOMINIUM COMPLEX:
\$500 Simple Meter
\$750 Compound Meter**



AN INTELLIGENT FLOW SENSOR CAN DETERMINE EXACTLY HOW MUCH YOU'RE LOSING AND WHEN.



AI-POWERED WATER USE ANALYSIS

- Track and quantify continuous flow of water (usually running toilets) and determine exactly what that's costing you
- Set custom leak thresholds
- Receive leak alerts for sudden surges in water (flood alerts)
- Detect other hidden leaks and losses you may not have been aware of



ONTERRA
ENERGY ADVISORS

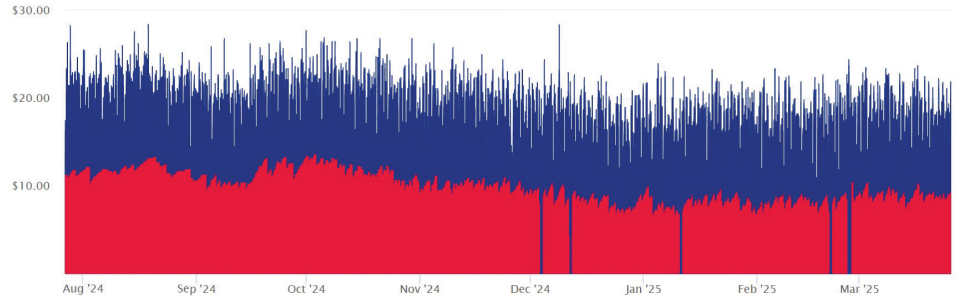
info@onterraenergy.com • 1-877-991-5971



TRACK EVERY SINGLE DROP AND MONITOR YOUR SAVINGS ACTIVITY IN REAL TIME

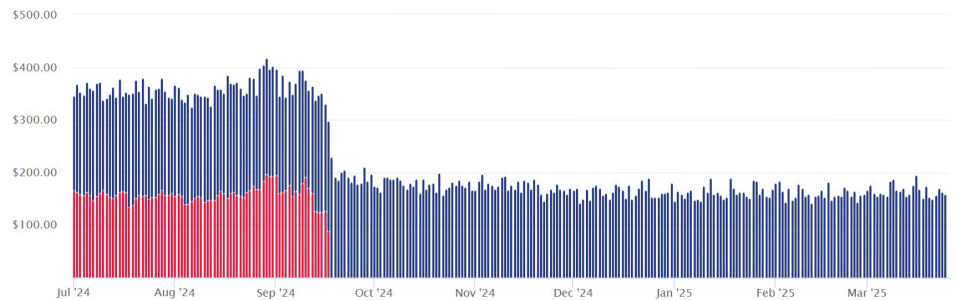
WATER USE ANALYSIS

This building is using \$103k a year in water, 50% of that is currently being wasted.



RESULTS AFTER SOLUTIONS IMPLEMENTED

This building was using \$135k a year in water and was losing 50% but today the building is now using \$62k a year in water after employing recommended solutions.



TRACK EVERY DROP, EVERYWHERE

Non-intrusive water consumption monitoring for all types of water systems.

- ✓ Water mains
- ✓ Fire sprinkler lines
- ✓ Irrigation
- ✓ Boiler feed
- ✓ Submeters
- ✓ Car wash stations
- ✓ Cooling tower makeup lines
- ✓ Swimming pools and water features



2 YEAR SUBSCRIPTION OPTIONS:

Simple Meter - \$1950 1st year, \$1440 second year

*average \$141.66 / month for 24 months

Compound Meter - \$2150 1st year, \$1650 second year

*average \$158.33 / month for 24 months

Contact us Today

TO START YOUR WATER MONITORING TRIAL